



Clark County Horticulture Newsletter

From the Ground Up!

February 2024

Clark County Extension Service • 1400 Fortune Drive • Winchester, KY 40391 • 859-744-4682 • clark.ext@uky.edu • <http://clark.ca.uky.edu/>

A Word from the Agent...



Hello my friends and happy-ish February! You might know this by now....but I'm the person that just wants to plow thru February and get it over with, as there typically isn't a whole lot of enjoyable weather conditions. And my husband will probably agree when I say my mood

often depends on the weather. Either way, lets make this a good month!

Order your seeds for the year if you haven't already. Gather up your seed starting supplies so that you can be ready, if you choose to go that path.

Continue to keep your home winter proofed and ready for any emergency weather situations. Same goes for your car!!

Get your fruit trees pruned this month before they break dormancy.

Don't forget to pick up some dark chocolate to celebrate National Dark Chocolate day on February 1st, wink wink!

Lastly, be sure to register for Winter School because you will not want to miss out (*especially Hort Night!*)

Carrie Spry

Clark County Extension Agent for Horticulture

carrie.spry@uky.edu




Clark / Powell Beekeepers Association Meeting

Monday, February 12
6:30 pm

Powell County Extension
169 Maple Street
Stanton, Kentucky

~ POT-LUCK MEAL ~



Beginning Beekeeper Workshop

February 8, 15, 22 and 29

(See flyer in this newsletter for information)



February 20th
is
National
Love Your
Pet Day!



*Pets leave paw
prints on our
hearts!*



HOMEBASED MICROPROCESSING WORKSHOP 2024



The first step to becoming certified as a homebased microprocessor is to attend a Homebased Microprocessor (HBM) workshop presented by the University of Kentucky. Homebased microprocessors are a predominant ingredient in the products they make.

Friday, March 1st

9:30 am - 2:30 pm

Clark County

Cooperative Extension Service

 **Cooperative Extension Service**

Cost: \$50

**In-person
and
virtual**

For more information and to register call 859-744-4682
or visit

https://uky.az1.qualtrics.com/jfe/form/SV_9Yo5F1BUNLHUFFf

Bat and Biting Insect Edition

DID YOU KNOW?

- 16 species of bats have been documented in Kentucky.
- The big brown bat has been called a 'friend of farmers' due to the fact they eat several agricultural pests such as the cucumber beetle whose larva can greatly affect corn production.
- Bats can eat up to 1,200 mosquitoes in an hour and often times consume their body weight in insects every night.
- Chiggers do not drink blood, but rather liquified skin cells. Ticks, on the other hand, are mini, real-life vampires that want to suck your blood.
- Certain ticks are active any time winter temps are above freezing.
- Despite its relatively slow flight speed, a mosquito beats its wings 300 to 600 times per second.

Want to learn more about the benefits of bats? Want to learn more about the nasty backyard biters? Then be sure to register and come to Winter School's Hort Night on February 13th!

~ See the Winter School flyer in this newsletter for more information ~





Clark County Extension 2024 WINTER SCHOOL

FEBRUARY 6, 8, 13

6:00 pm

Clark County Extension Service
1400 Fortune Drive; Winchester

NO COST! - Meal served each night!

FEBRUARY 6: BEEF NIGHT

- **Reading EPD's and How That Affects Buying Bulls**
Dr. Darrh Bullock, UK Beef Specialist
- **Fertilizer Needs for Pastures and Hay Fields After Drought**
Dr. Ray Smith, UK Forage Specialist
- **Benefits of Storing Hay Inside**
Levi Berg, Clark County Extension Agent for Agriculture and Natural Resources

MEAL PROVIDED BY:
Clark Co. Cattlemen's Assoc.

FEBRUARY 8: FARM NIGHT

- **The In's and Out's of Pond Construction**
Scott Aldridge, NRCS Resource Soil Specialist
- **Farm Planning and Layout for Water and Feed Areas**
Dr. Steve Higgins, UK Biosystems Specialist
- **NRCS Programs for Producers**
Heath Mineer, NRCS-Clark County, NRCS Programs for Producers

MEAL PROVIDED BY:
Clark County Farm Bureau

FEBRUARY 13: HORT NIGHT

- **Bats in Your Backyard**
Dr. Matt Springer, UK Assistant Extension Professor of Wildlife Management
- **Backyard Biters**
Dr. Jonathan Larson, UK Extension Entomologist

MEAL PROVIDED BY:
GRC High School FFA

TO REGISTER:



859-744-4682



cynthia.carr@uky.edu

How Does Winter Help the Spring?

By: Christopher Enroth, Horticulture Educator at University of Illinois



I love winter. I love snow. However, I must add two caveats to my initial statements – I love winter and snow as long as I am warm and I can stay at home. It's when my feet get cold or my car is fishtailing trying to turn a corner that winter weather goes from fun to miserable.

When you turn on the news, radio, or talk with your neighbor people are getting rather irritated with winter. With all this complaining about our cold snowy weather, is there any benefit to winter when it comes to our yards and gardens?

One major item to look at is the evolution of plants. Many of our native cold-weather plants evolved to be adapted to the cold temperatures. For instance, many of our native wildflowers produce seeds that must go through a period of freezing temperatures to germinate in the spring.

The freezing temperatures also give our soils a period of rest. This can help to conserve organic matter and improve soil health. Herbaceous plants that die back to the ground and return their carbon to the soil in the form of dead plant matter, perpetuates a cycle that is why Illinois has some of the best soil in the world.

Snow is incredibly useful as an insulator. While it may be negative five degrees Fahrenheit outside, snow's insulating effects preventing excessively frigid temperatures from reaching deep into the soil which may damage tree and shrub roots. The snow tucks away our prized spring bulbs, garlic, or strawberries under a protective layer. Illinois is notorious for going from 60 degrees to 20 degrees in a day. These massive fluctuations in temperature can be damaging to plants and crops like strawberries and cause the freeze-thaw effect on our soils making them expand and contract. The snow buffers those swings in temperature.

Snow also helps conserve soil moisture in the winter. This past fall of 2020 in Central Illinois was exceptionally dry. Snow will melt eventually and provide soil moisture, but an even bigger advantage is covering the ground and holding the existing moisture in place. That way by the time spring comes around our soils should be ready for planting.

Many of our crops grow very well in Illinois. Corn is a massive economy in Illinois due partly to our winters. Wheat is another example of a crop that does well in our seasonal climate. Garden plants like tomatoes benefit from winter. Even though the tomato can't survive the cold, so too is the same with many pests that plague this crop. This is the case with many garden and landscape plants. Cold helps to suppress the bad disease and insects.

What is winter without snow? Snow can be a design feature for a yard. Snow highlights plant shapes, interesting trunk structure, and it makes any red berries or stems seem to burn with color in the stark winter landscapes. Evergreens pop out as a primary feature or focal point in the yard. The stately remains of ornamental grasses and flower stems stand adorned with snow.

There are of course some negative aspects to winter. Just trying to navigate in winter weather is dangerous. And gardeners do worry about plants that get overburdened with snow and ice. Another problem is the critters that can use the snow as cover such as voles. Or the fact that food becomes scarce in winter and animals like rabbits or deer may look to your newly planted tree as sustenance. Yet, as much as I hate to admit it, having a break from the garden is good for us too. After all, you don't know what you have until you lose it. Fortunately, all is not lost with winter. Spring will come again and the garden, fresh from its winter slumber, will be ready for us.


Beginners Beekeeping Workshop

February 8, 15, 22, and 29

6:30 pm

Powell County Extension Office

169 Maple Street, Stanton

 Cooperative
Extension Service

Join us for a **FREE** workshop, taught by Larry Young, 2021 Kentucky Beekeeper of the Year and President of the Clark and Powell Beekeepers Association.

Great for anyone interested in beekeeping or as a refresher for existing beekeepers.



Join
Us!

HIGHLIGHTS:

- What to expect the first year
- Beekeeping equipment costs
- Pests and diseases of bees
- Selecting a site for your hive
- And much more

To register and for information, call the Powell County Extension Office



606-663-6405



Gus'

QUICK TIPS

for

FEBRUARY *february*

- 1 The spring window for seeding lawns is mid February through mid March.
- 2 Continue to monitor house plants for pest problems.
- 3 Don't forget water for the birds in winter!
- 4 Now is time to start seedlings indoors. Wait until late February to start quick crops like tomatoes. Check your ID-128 for more details.
- 5 Have your soil tested NOW for spring gardens. (Turn around times are expected to be longer this year)
- 6 Bring branches of early blooming spring shrubs indoors for forcing. Good candidates are Forsythia, Flowering Quince, Flowering Cherries, and early blooming Magnolias.
- 7 Prune large shade trees now. If late in the month, some bleeding may occur but this is no cause for concern.
- 8 Plan to prune fruit trees this month. A day with temperatures above 40 degrees will allow you to spray them with dormant oil, which will take care of many overwintering insect pests.
- 9 Shop local garden stores now for best selection of seeds. Complete any mail orders for seeds as newer varieties will sell out quickly. Select varieties with disease resistance where possible.
- 10 Plan to rotate crops in this year's vegetable garden. You want to avoid not only growing the same plant in last year's location but any related plant from that family. Ideally try to set up a four year rotation for each family and plot. (for example, grow other unrelated crops for three years before you plant tomatoes in the same location again) This makes a big difference in the amount of disease pressure.




Cheesy Broccoli Potatoes

5 slices turkey bacon	Salt and pepper to taste
1 tablespoon olive oil	4 large potatoes, cubed
1 clove garlic, minced	2 cups fresh broccoli florets
2 tablespoons chopped chives	1 cup fat-free, shredded cheese

Preheat oven to 425° F. **Cook** bacon until crispy, crumble and set aside. **Spray** 9x13-inch baking dish with non-stick cooking spray. In a small bowl, **combine** olive oil, garlic, chives, salt and pepper; **stir** to blend. In a large bowl, **toss** together potatoes and broccoli. **Pour** olive oil blend over potato mixture; **stir** to coat. **Pour** into baking dish and **cover** with foil. **Bake** for 35 minutes or until potatoes are tender; **remove** from oven. **Sprinkle** cheese and bacon on top and place back in oven until cheese melts.

Yield: 8, ½ cup servings.

Nutritional Analysis: 140 calories, 5 g fat, 1 g saturated fat, 20 mg cholesterol, 470 mg sodium, 15 g carbohydrate, 2 g fiber, 2 g sugar, 10 g protein.

 Buying Kentucky Proud is easy. Look for the label at your grocery store, farmers' market, or roadside stand.